


South Dakota Official Election Returns and Registration Figures

Primary Election

June 7, 2022

General Election

November 8, 2022



Steve Barnett

South Dakota Secretary of State

500 East Capitol Avenue, Suite 204 | Pierre, SD 57501

www.sdsos.gov | (605) 773-3537

TABLE OF CONTENTS

PRIMARY ELECTION—JUNE 7, 2022

Voter Registration by County as of June 7, 2022.....	4
Number of Election Precincts Per County.....	6
Voter Turnout by County.....	7
United States Senator —Republican Party.....	8
United States Representative—Republican Party.....	9
Governor—Republican Party	10
State Legislative Primaries.....	11
Legislative Recounts.....	19
Constitutional Amendment C.....	20

GENERAL ELECTION—NOVEMBER 8, 2022

Voter Registration by County as of November 8, 2022.....	22
Number of Election Precincts Per County.....	24
Voter Turnout by County.....	25
United States Senator.....	26
United States House of Representatives.....	27
Governor & Lieutenant Governor.....	28
Secretary of State.....	30
Attorney General.....	31
State Auditor.....	32
State Treasurer.....	33
Commissioner of School & Public Lands.....	34
Public Utilities Commissioner.....	35
State Legislative Elections.....	36
West Dakota Water Development District Director.....	49
Legislative Recounts.....	49
Circuit Court Races—Non-Political.....	50
Supreme Court Justice Retention—Non-Political.....	56
Constitutional Amendment D	58
Initiated Measure 27.....	60
Registered Voter Age Breakdown.....	62
2023 Legislative Districts Map.....	63

Voter Registration by County as of June 7, 2022

County	DEM	REP	OTH	NPA/ IND	LIB	Inactive	Total Active
Aurora	609	902	2	282	1	102	1,796
Beadle	2,819	4,636	41	2,312	23	651	9,831
Bennett	720	711	2	365	3	195	1,801
Bon Homme	988	2,192	3	664	10	311	3,857
Brookings	5,124	8,693	34	5,838	88	1,501	19,777
Brown	7,667	11,582	48	4,867	94	1,905	24,258
Brule	996	1,623	5	593	11	125	3,228
Buffalo	593	170	3	157	1	76	924
Butte	849	4,147	17	1,354	50	1,357	6,417
Campbell	104	905		96		99	1,105
Charles Mix	1,964	2,535	5	837	8	421	5,349
Clark	606	1,515	14	377	4	178	2,516
Clay	2,928	2,746	19	2,340	40	761	8,073
Codington	4,185	9,195	30	3,904	54	1,626	17,368
Corson	1,069	704	3	499	5	233	2,280
Custer	1,120	4,486	33	1,608	30	1,145	7,277
Davison	2,945	6,070	35	2,704	27	1,291	11,781
Day	1,438	1,736	16	703	10	161	3,903
Deuel	689	1,576	7	688	10	187	2,970
Dewey	1,905	726	7	638	3	248	3,279
Douglas	246	1,645		205		68	2,096
Edmunds	601	1,648	3	389	6	193	2,647
Fall River	900	3,496	34	1,336	33	613	5,799
Faulk	213	1,075	2	228		57	1,518
Grant	1,195	2,523	11	977	13	386	4,719
Gregory	712	1,681		371	3	179	2,767
Haakon	136	1,112	1	125	3	63	1,377
Hamlin	627	2,795	1	585	6	162	4,014
Hand	456	1,548	4	223	7	126	2,238
Hanson	687	1,724	12	774	5	549	3,202
Harding	74	797		90	5	60	966
Hughes	2,245	7,128	21	2,089	51	889	11,534
Hutchinson	799	3,269	6	740	8	205	4,822
Hyde	170	663	3	111		28	947

Voter Registration by County as of June 7, 2022

County	DEM	REP	OTH	NPA/ IND	Libertarian	Inactive	Total Active
Jackson	635	854	9	316	9	79	1,823
Jerauld	386	637	2	185	6	67	1,216
Jones	76	509	1	76	1	44	663
Kingsbury	779	2,186	3	600	5	317	3,573
Lake	2,133	4,057	8	1,646	28	1,876	7,872
Lawrence	3,684	10,509	45	4,690	144	2,233	19,072
Lincoln	9,651	21,641	65	11,026	205	4,706	42,588
Lyman	741	1,127	1	327	7	67	2,203
Marshall	1,044	1,189	3	528	6	228	2,770
McCook	866	2,142	7	744	13	137	3,772
McPherson	225	1,274	2	216	8	208	1,725
Meade	3,054	11,669	35	4,515	135	837	19,408
Mellette	424	497	1	192	3	78	1,117
Miner	487	720	4	307	4	86	1,522
Minnehaha	36,499	52,987	321	36,709	645	17,370	127,161
Moody	1,394	1,677	4	999	12	359	4,086
Oglala Lakota	5,335	519	47	1,957	18	851	7,876
Pennington	17,507	41,911	269	23,062	608	9,993	83,357
Perkins	295	1,466	6	323	5	200	2,095
Potter	221	1,323	5	158	3	142	1,710
Roberts	2,693	2,070	22	1,377	13	418	6,175
Sanborn	380	914	4	252	5	103	1,555
Spink	1,140	2,362	8	606	8	218	4,124
Stanley	365	1,454	11	271	3	221	2,104
Sully	187	780	3	133	4	63	1,107
Todd	2,844	680	8	976	6	868	4,514
Tripp	684	2,292	9	550	8	445	3,543
Turner	1,242	3,319	17	1,161	10	207	5,749
Union	2,504	5,858	13	3,582	33	2,121	11,990
Walworth	652	2,385	8	465	10	541	3,520
Yankton	3,631	6,961	14	3,686	67	1,607	14,359
Ziebach	796	408	3	372	7	118	1,586
Total	150,933	286,331	1,380	141,076	2,651	62,959	582,371

2022 PRIMARY ELECTION
Number of Election Precincts Per County

County	Precincts
Aurora	5
Beadle	9
Bennett	4
Bon Homme	5
Brookings*	9
Brown*	12
Brule	4
Buffalo	3
Butte	18
Campbell	5
Charles Mix	13
Clark	12
Clay	8
Codington	15
Corson	9
Custer	10
Davison	11
Day	11
Deuel	10
Dewey	12
Douglas	6
Edmunds	6
Fall River	9
Faulk	7
Grant	18
Gregory	3
Haakon*	5
Hamlin	7
Hand	5
Hanson	5
Harding	8
Hughes*	6
Hutchinson	7

County	Precincts
Hyde*	1
Jackson	8
Jerauld	5
Jones	2
Kingsbury	7
Lake	10
Lawrence	11
Lincoln	31
Lyman	7
Marshall	9
McCook	6
McPherson	4
Meade	41
Mellette	4
Miner	8
Minnehaha	75
Moody	6
Oglala Lakota*	9
Pennington	48
Perkins	10
Potter*	3
Roberts	12
Sanborn	4
Spink	9
Stanley	3
Sully*	4
Todd	9
Tripp	13
Turner	8
Union	12
Walworth	10
Yankton*	7
Ziebach	6
Total	679

*Denotes a county that utilizes Vote Centers

2022 PRIMARY ELECTION
Voter Turnout by County

County	Registered Voters	Votes Cast	Percent Turnout
Aurora	1,796	620	34.52 %
Beadle	9,830	2,910	29.60 %
Bennett	1,801	474	26.32 %
Bon Homme	3,858	2,387	61.87 %
Brookings	19,776	6,344	32.08 %
Brown	24,258	7,711	31.79 %
Brule	3,228	1,299	40.24 %
Buffalo	924	172	18.61 %
Butte	6,417	2,512	39.15 %
Campbell	1,105	488	44.16 %
Charles Mix	5,349	1,526	28.53 %
Clark	2,516	822	32.67 %
Clay	8,069	3,011	37.32 %
Codington	17,367	5,266	30.32 %
Corson	2,280	468	20.53 %
Custer	7,291	3,158	43.31 %
Davison	11,781	4,139	35.13 %
Day	3,903	1,240	31.77 %
Deuel	2,970	1,010	34.01 %
Dewey	3,277	720	21.97 %
Douglas	2,096	1,169	55.77 %
Edmunds	2,647	1,104	41.71 %
Fall River	5,798	2,140	36.91 %
Faulk	1,517	607	40.01 %
Grant	4,719	1,629	34.52 %
Gregory	2,767	1,138	41.13 %
Haakon	1,377	812	58.97 %
Hamlin	4,014	1,553	38.69 %
Hand	2,238	1,037	46.34 %
Hanson	3,202	876	27.36 %
Harding	966	475	49.17 %
Hughes	11,534	5,235	45.39 %
Hutchinson	4,822	2,053	42.58 %

County	Registered Voters	Votes Cast	Percent Turnout
Hyde	947	409	43.19 %
Jackson	1,824	654	35.86 %
Jerauld	1,217	473	38.87 %
Jones	663	368	55.51 %
Kingsbury	3,573	1,696	47.47 %
Lake	7,872	2,621	33.30 %
Lawrence	19,072	6,720	35.23 %
Lincoln	42,588	12,731	29.89 %
Lyman	2,203	931	42.26 %
Marshall	2,770	955	34.48 %
McCook	3,772	1,631	43.24 %
McPherson	1,725	761	44.12 %
Meade	19,406	7,201	37.11 %
Mellette	1,117	357	31.96 %
Miner	1,522	530	34.82 %
Minnehaha	127,161	34,360	27.02 %
Moody	4,085	1,207	29.55 %
Oglala Lakota	7,876	645	8.19 %
Pennington	83,354	25,959	31.14 %
Perkins	2,095	867	41.38 %
Potter	1,704	943	55.34 %
Roberts	6,173	1,487	24.09 %
Sanborn	1,555	524	33.70 %
Spink	4,123	1,712	41.52 %
Stanley	2,104	1,208	57.41 %
Sully	1,107	574	51.85 %
Todd	4,514	806	17.86 %
Tripp	3,543	1,408	39.74 %
Turner	5,749	1,937	33.69 %
Union	11,990	2,302	19.20 %
Walworth	3,517	1,491	42.39 %
Yankton	14,357	5,056	35.22 %
Ziebach	1,588	267	16.81 %
TOTAL	582,359	186,896	32.09 %

*Percentage calculated using Inactive Voters

2022 PRIMARY ELECTION

United States Senator Candidate—Republican Party

County	John R. Thune	Bruce Whalen	Mark Mowry
Aurora	280	84	26
Beadle	1,402	232	122
Bennett	249	75	21
Bon Homme	730	171	80
Brookings	2,569	742	179
Brown	3,454	823	232
Brule	522	144	83
Buffalo	49	14	4
Butte	1,152	532	245
Campbell	311	84	23
Charles Mix	698	270	59
Clark	426	139	33
Clay	860	194	63
Codington	2,746	679	192
Corson	161	77	38
Custer	1,406	557	291
Davison	2,006	458	155
Day	537	119	44
Deuel	520	146	44
Dewey	187	59	26
Douglas	719	231	68
Edmunds	619	132	62
Fall River	1,030	403	127
Faulk	355	112	37
Grant	865	172	59
Gregory	503	277	70
Haakon	426	195	95
Hamlin	839	300	72
Hand	690	187	61
Hanson	428	149	53
Harding	227	119	57
Hughes	3,092	497	227
Hutchinson	1,152	341	109

County	John R. Thune	Bruce Whalen	Mark Mowry
Hyde	253	41	34
Jackson	315	128	82
Jerauld	245	53	18
Jones	180	60	68
Kingsbury	980	206	74
Lake	1,313	245	134
Lawrence	2,904	1,058	482
Lincoln	5,907	1,577	515
Lyman	427	83	120
Marshall	386	70	35
McCook	873	195	105
McPherson	473	146	30
Meade	3,732	1,087	453
Mellette	145	57	42
Miner	245	46	14
Minnehaha	13,280	4,014	1,259
Moody	481	191	47
Oglala Lakota	49	36	5
Pennington	11,903	3,318	1,218
Perkins	438	183	82
Potter	633	126	41
Roberts	624	134	57
Sanborn	292	39	23
Spink	984	186	63
Stanley	745	111	81
Sully	316	76	58
Todd	124	73	12
Tripp	606	392	106
Turner	1,003	313	108
Union	1,108	237	126
Walworth	882	253	76
Yankton	2,459	586	186
Ziebach	98	37	16
Total	85,613	24,071	8,827

2022 PRIMARY ELECTION

United States Representative Candidate—Republican Party

County	Dusty Johnson	Taffy Howard	County	Dusty Johnson	Taffy Howard
Aurora	223	166	Hyde	217	116
Beadle	1,160	600	Jackson	226	296
Bennett	156	188	Jerauld	204	111
Bon Homme	592	396	Jones	160	151
Brookings	2,274	1,226	Kingsbury	837	433
Brown	2,924	1,624	Lake	1,133	581
Brule	429	320	Lawrence	2,404	2,060
Buffalo	45	23	Lincoln	4,923	3,117
Butte	928	1,025	Lyman	381	240
Campbell	206	218	Marshall	348	142
Charles Mix	556	473	McCook	710	463
Clark	378	212	McPherson	376	275
Clay	747	379	Meade	2,845	2,431
Codington	2,297	1,340	Mellette	114	128
Corson	122	153	Miner	203	103
Custer	1,176	1,130	Minnehaha	11,000	7,673
Davison	1,720	940	Moody	415	314
Day	440	262	Oglala Lakota	43	46
Deuel	467	253	Pennington	9,838	6,779
Dewey	152	126	Perkins	329	383
Douglas	547	479	Potter	522	278
Edmunds	527	287	Roberts	509	303
Fall River	809	766	Sanborn	244	109
Faulk	295	210	Spink	847	393
Grant	641	457	Stanley	612	330
Gregory	438	420	Sully	254	199
Haakon	331	388	Todd	112	100
Hamlin	710	516	Tripp	483	626
Hand	559	388	Turner	792	639
Hanson	359	271	Union	837	652
Harding	146	268	Walworth	726	505
Hughes	2,680	1,176	Yankton	2,029	1,236
Hutchinson	935	688	Ziebach	86	65
			Total	70,728	48,645

2022 PRIMARY ELECTION
Governor—Republican Party

County	Steven Haugaard	Kristi Noem	County	Steven Haugaard	Kristi Noem
Aurora	80	315	Hyde	50	287
Beadle	369	1,403	Jackson	71	469
Bennett	41	315	Jerauld	52	266
Bon Homme	225	783	Jones	76	238
Brookings	906	2,579	Kingsbury	295	985
Brown	1,046	3,530	Lake	430	1,282
Brule	159	595	Lawrence	1,095	3,404
Buffalo	7	59	Lincoln	2,018	5,974
Butte	397	1,565	Lyman	108	524
Campbell	92	345	Marshall	78	413
Charles Mix	172	856	McCook	286	908
Clark	103	499	McPherson	149	505
Clay	302	818	Meade	1,168	4,191
Codington	673	2,996	Mellette	48	199
Corson	33	244	Miner	55	260
Custer	592	1,741	Minnehaha	5,432	13,263
Davison	554	2,098	Moody	195	537
Day	125	588	Oglala Lakota	39	53
Deuel	124	597	Pennington	4,438	12,224
Dewey	42	232	Perkins	150	569
Douglas	167	876	Potter	128	692
Edmunds	131	692	Roberts	106	725
Fall River	346	1,255	Sanborn	82	276
Faulk	90	417	Spink	260	1,003
Grant	179	942	Stanley	200	736
Gregory	148	711	Sully	113	338
Haakon	123	612	Todd	67	148
Hamlin	207	1,061	Tripp	173	935
Hand	192	762	Turner	341	1,098
Hanson	128	516	Union	246	1,264
Harding	65	355	Walworth	234	1,014
Hughes	985	2,795	Yankton	983	2,293
Hutchinson	313	1,318	Ziebach	33	118
			Total	28,315	91,661

2022 PRIMARY ELECTION
Democratic State Legislative Primaries

County	State Representative District 11		
	Stephanie Lynn Marty	Margaret Kuipers	Kim Parke
Minnehaha	670	766	741
Total	670	766	741

County	State Representative District 26A	
	Alexandra Frederick	Eric Emery
Jones	6	2
Mellette	47	40
Todd	218	301
Total	271	343

2022 PRIMARY ELECTION
Republican State Legislative Primaries

County	State Senator District 01	
	Michael H. Rohl	Joe Donnell
Brown	759	312
Day	483	162
Marshall	343	120
Roberts	316	201
Total	1,901	795

County	State Senator District 02	
	Steve Kolbeck	Spencer Wrightsman
Minnehaha	1,747	891
Total	1,747	891

County	State Senator District 03	
	Al Novstrup	Rachel Dix
Brown	1,794	1,222
Total	1,794	1,222

2022 PRIMARY ELECTION
Republican State Legislative Primaries

County	State Senator District 05	
	Lee Schoenbeck	Colin Alan Paulsen
Codington	1,808	1,270
Total	1,808	1,270

County	State Senator District 07	
	Tim Reed	Julie Erickson
Brookings	1,446	957
Total	1,446	957

County	State Senator District 08	
	Heather DeVries	Casey Crabtree
Brookings	284	599
Kingsbury	196	953
Lake	319	1,337
Miner	33	235
Total	832	3,124

County	State Senator District 09	
	Mark Willadsen	Brent Hoffman
Minnehaha	672	1,351
Total	672	1,351

State Senator District 16		
County	Jim Bolin	Nancy Rasmussen
Lincoln	1,041	564
Turner	382	869
Union	308	182
Total	1,731	1,615

County	State Senator District 23	
	Bryan J. Breitling	Spencer Gosch
Brown	136	120
Campbell	149	283
Edmunds	538	256
Faulk	273	210
Hand	684	254
McPherson	307	334
Potter	514	272
Walworth	418	823
Total	3,019	2,552

2022 PRIMARY ELECTION
Republican State Legislative Primaries

County	State Senator District 24	
	Mary Duvall	Jim Mehlhaff
Haakon	307	334
Hughes	1,862	1,966
Hyde	164	157
Stanley	475	457
Sully	195	243
Total	3,003	3,157

County	State Senator District 25			
	Tom Pischke	Lisa Rave	Kevin R. Crisp	Leslie "Doc" Heinemann
Minnehaha	1,190	497	361	352
Moody	206	94	78	320
Total	1,396	591	439	672

County	State Senator District 29		
	Dean Wink	Beka Zerbst	John Carley
Meade	2,112	505	1,552
Total	2,112	505	1,552

County	State Senator District 30	
	Julie Frye-Mueller	Timothy R. Goodwin
Custer	1,164	1,051
Fall River	850	693
Pennington	835	1,059
Total	2,849	2,803

County	State Senator District 31	
	Randy Deibert	Ron Moeller
Lawrence	2,518	1,536
Total	2,518	1,536

County	State Senator District 33	
	David Johnson	Janet Jensen
Meade	449	339
Pennington	2,258	1,718
Total	2,707	2,057

County	State Representative District 02			
	Jake Schoenbeck	John Sjaarda	David Kull	Jeffrey Lloyd Shawd
Minnehaha	1,100	1,571	1,180	730
Total	1,100	1,571	1,180	730

2022 PRIMARY ELECTION
Republican State Legislative Primaries

County	State Representative District 03			
	Kaleb W Weis	Brandei Schaeffbauer	Richard Rylance	Carl E. Perry
Brown	1,118	1,327	1,264	1,606
Total	1,118	1,327	1,264	1,606

State Representative District 04				
County	Val Rausch	Adam Grimm	Fred Deutsch	Stephanie Sauder
Clark	110	155	237	330
Codington	153	186	307	199
Deuel	266	156	441	332
Grant	750	254	548	379
Hamlin	261	249	501	894
Roberts	137	56	136	95
Total	1,677	1,056	2,170	2,229

State Representative District 07				
County	Matt Doyle	Mellissa Heermann	Doug Post	Roger DeGroot
Brookings	363	1,280	1,184	1,245
Total	363	1,280	1,184	1,245

State Representative District 08			
County	Lecia Summerer	John Mills	Tim Reisch
Brookings	185	738	647
Kingsbury	175	514	913
Lake	626	552	1,354
Miner	33	74	274
Total	1,019	1,878	3,188

State Representative District 09			
County	Kenneth Teunissen	Bethany Soye	Jesse Fonkert
Minnehaha	1,039	1,268	970
Total	1,039	1,268	970

2022 PRIMARY ELECTION
Republican State Legislative Primaries

State Representative District 11				
County	Brian K. Mulder	Chris Karr	Tyler Bonynge	Roger Russell
Minnehaha	1,230	1,334	181	1,006
Total	1,230	1,334	181	1,006

State Representative District 12					
County	Greg Jamison	Amber Arlint	Kerry Loudenslager	Gary Schuster	Cole Heisey
Lincoln	562	587	463	251	347
Minnehaha	635	352	465	241	374
Total	1,197	939	928	492	721

State Representative District 13				
County	Sue Peterson	Tony Venhuizen	Penny BayBridge	Richard L. Thomason
Lincoln	1,458	1,777	419	914
Minnehaha	453	449	157	362
Total	1,911	2,226	576	1,276

State Representative District 14			
County	Taylor Rae Rehfeldt	Tyler Tordsen	Gina M Schiferl
Minnehaha	2,125	1,469	931
Total	2,125	1,469	931

2022 PRIMARY ELECTION
Republican State Legislative Primaries

County	State Representative District 16		
	Kevin D. Jensen	Karla J. Lems	Richard Vasgaard
Lincoln	890	1,048	599
Turner	570	559	782
Union	273	241	235
Total	1,733	1,848	1,616

County	State Representative District 19				
	Caleb Finck	Michael Boyle	Jessica Bahmuller	Roger Hofer	Drew Peterson
Bon Homme	562	400	372	48	307
Hanson	108	196	460	45	157
Hutchinson	669	570	781	169	546
McCook	146	282	583	232	612
Turner	27	17	33	19	38
Total	1,512	1,465	2,229	513	1,660

County	State Representative District 20		
	Ben Krohmer	Jeff Bathke	Lance Koth
Davison	1,520	1,414	1,453
Jerauld	165	107	195
Miner	14	10	6
Sanborn	183	168	165
Total	1,882	1,699	1,819

County	State Representative District 23			
	Scott Moore	Brandon Black	Gregory Brooks	James D. Wangsness
Brown	118	91	103	78
Campbell	247	31	99	223
Edmunds	567	113	197	346
Faulk	323	52	79	279
Hand	581	136	143	607
McPherson	498	47	165	328
Potter	433	66	119	401
Walworth	654	124	343	605
Total	3,421	660	1,248	2,867

2022 PRIMARY ELECTION
Republican State Legislative Primaries

County	State Representative District 24			
	Mike Weisgram	Jim Sheehan	Will D. Mortenson	Mary Weinheimer
Haakon	189	206	362	363
Hughes	2,395	598	2,508	1,624
Hyde	120	91	184	145
Stanley	536	160	590	394
Sully	180	112	236	261
Total	3,420	1,167	3,880	2,787

County	State Representative District 26A	
	Ron Frederick	Joyce Glynn
Jones	39	33
Mellette	88	150
Todd	96	94
Total	223	277

County	State Representative District 28B	
	Neal Pinnow	Thomas J. Brunner
Butte	949	888
Harding	243	140
Perkins	260	92
Total	1,452	1,120

County	State Representative District 29		
	Kirk Chaffee	Kathy Rice	Gary L Cammack
Meade	2,354	2,075	2,104
Total	2,354	2,075	2,104

2022 PRIMARY ELECTION
Republican State Legislative Primaries

County	State Representative District 30				
	Patrick J. Baumann	Dennis Krull	Lisa Gennaro	Gerold F Herrick	Trish Ladner
Custer	946	1,057	511	241	752
Fall River	541	388	311	297	831
Pennington	553	1,091	487	122	550
Total	2,040	2,536	1,309	660	2,133

County	State Representative District 31		
	Mistie Caldwell	Scott Odenbach	Mary J. Fitzgerald
Lawrence	1,685	2,822	2,544
Total	1,685	2,822	2,544

County	State Representative District 32		
	Becky J. Drury	Jamie M. Giedd	Steve Duffy
Pennington	1,235	635	1,167
Total	1,235	635	1,167

County	State Representative District 33			
	Curt Massie	Phil Jensen	Janette McIntyre	Dean Aurand
Meade	312	416	243	273
Pennington	1,573	1,884	1,347	1,521
Total	1,885	2,300	1,590	1,794

County	State Representative District 34		
	Mike Derby	Jess Olson	Jodie Frye
Pennington	2,833	2,298	1,788
Total	2,833	2,298	1,788

County	State Representative District 35			
	Tony Randolph	Elizabeth Regalado	Larry G. Larson	Tina L Mulally
Pennington	1,320	785	859	1,281
Total	1,320	785	859	1,281

2022 PRIMARY ELECTION
Recounts

County	State Senator - RECOUNT District 30	
	Julie Frye-Mueller	Timothy R. Goodwin
Custer	1,164	1,051
Fall River	826	681
Pennington	836	1,059
Total	2,826	2,791

County	State Representative - RECOUNT District 12				
	Greg Jamison	Amber Arlint	Kerry Loudenslager	Gary Schuster	Cole Heisey
Lincoln	562	586	464	251	347
Minnehaha	636	352	465	241	374
Total	1,198	938	929	492	721

County	State Representative - RECOUNT District 29		
	Kirk Chaffee	Kathy Rice	Gary L Cammack
Meade	2,352	2,076	2,103
Total	2,352	2,076	2,103

2022 PRIMARY ELECTION
Constitutional Amendment C—Title and Explanation

Title: A Constitutional Amendment Requiring Three-Fifths Vote for Approval of Ballot Measures Imposing Taxes or Fees or Obligating over \$10 Million.

Attorney General Explanation: Currently the constitution requires that any new tax or tax increase must be approved either by voters or by two-thirds of the members of each legislative branch. To be approved by voters, such a measure must obtain a majority of the votes cast. This constitutional amendment requires that any initiated measure, proposed constitutional amendment, or referred measure imposing or increasing taxes must obtain three-fifths of the votes cast to be approved.

This constitutional amendment also adds the requirement that any initiated measure, proposed constitutional amendment, or referred measure obligating the state to appropriate \$10 million or more in any of the first five fiscal years must obtain three-fifths of the votes cast to be approved.

This constitutional amendment additionally requires any initiated measure, proposed constitutional amendment, or referred measure which imposes or increases fees to obtain three-fifths of the votes cast to be approved.

Vote “Yes” to adopt the amendment.

Vote “No” to leave the Constitution as it is.

2022 PRIMARY ELECTION
Constitutional Amendment C—Returns

County	Yes	No
Aurora	249	365
Beadle	853	2,023
Bennett	169	296
Bon Homme	419	928
Brookings	1,997	4,222
Brown	2,375	5,170
Brule	416	854
Buffalo	55	115
Butte	818	1,666
Campbell	176	298
Charles Mix	665	837
Clark	231	571
Clay	688	2,265
Codington	1,698	3,468
Corson	169	292
Custer	1,124	1,976
Davison	1,311	2,752
Day	277	938
Deuel	407	580
Dewey	206	497
Douglas	600	542
Edmunds	375	687
Fall River	829	1,255
Faulk	207	387
Grant	652	955
Gregory	323	804
Haakon	248	538
Hamlin	591	918
Hand	394	750
Hanson	307	550
Harding	203	263
Hughes	1,379	3,698
Hutchinson	749	1,256

County	Yes	No
Hyde	113	283
Jackson	211	418
Jerauld	119	347
Jones	109	252
Kingsbury	466	1,160
Lake	774	1,811
Lawrence	2,113	4,486
Lincoln	4,258	8,256
Lyman	262	653
Marshall	239	705
McCook	503	1,088
McPherson	365	368
Meade	2,480	4,575
Mellette	123	230
Miner	131	388
Minnehaha	10,247	23,692
Moody	438	760
Oglala Lakota	167	451
Pennington	8,444	17,038
Perkins	356	498
Potter	321	582
Roberts	454	1,011
Sanborn	134	378
Spink	524	1,128
Stanley	44	143
Sully	207	355
Todd	220	573
Tripp	471	912
Turner	673	1,226
Union	929	1,340
Walworth	561	912
Yankton	1,403	3,525
Ziebach	106	157
Total	59,125	122,417

2022 GENERAL ELECTION
Voter Registration Totals as of November 8, 2022

County	Democratic	Republican	OTH	NPA/IND	Libertarian	Inactive	Total Active
Aurora	579	921	2	294	4	97	1,800
Beadle	2,764	4,808	37	2,341	22	641	9,972
Bennett	725	720	2	373	3	189	1,823
Bon Homme	960	2,230	2	676	11	303	3,879
Brookings	5,166	9,012	33	5,986	95	1,469	20,292
Brown	7,630	11,858	50	4,999	91	1,873	24,628
Brule	976	1,665	6	617	12	120	3,276
Buffalo	581	169	3	168	2	74	923
Butte	840	4,292	15	1,404	54	1,327	6,605
Campbell	106	925		96	1	93	1,128
Charles Mix	1,930	2,586	5	863	9	401	5,393
Clark	594	1,562	15	369	4	172	2,544
Clay	3,008	2,889	19	2,470	39	747	8,425
Codington	4,161	9,532	31	3,953	55	1,589	17,732
Corson	1,053	726	3	504	6	226	2,292
Custer	1,112	4,714	33	1,620	32	1,141	7,511
Davison	2,900	6,282	36	2,809	30	1,263	12,057
Day	1,416	1,803	16	701	10	153	3,946
Deuel	681	1,630	8	693	9	181	3,021
Dewey	1,877	753	8	687	3	236	3,328
Douglas	242	1,684		203		66	2,129
Edmunds	576	1,706	3	390	6	180	2,681
Fall River	904	3,629	33	1,364	36	603	5,966
Faulk	215	1,084	2	243		55	1,544
Grant	1,172	2,589	10	993	13	375	4,777
Gregory	705	1,737		392	3	172	2,837
Haakon	130	1,141		115	5	60	1,391
Hamlin	616	2,866	3	595	7	160	4,087
Hand	445	1,579	5	230	7	103	2,266
Hanson	662	1,781	12	802	6	540	3,263
Harding	73	808		100	5	57	986
Hughes	2,224	7,229	22	2,110	53	856	11,638
Hutchinson	781	3,339	7	737	9	199	4,873

2022 GENERAL ELECTION
Voter Registration Totals as of November 8, 2022

County	Democratic	Republican	OTH	NPA/IND	Libertarian	Inactive	Total Active
Hyde	168	667	3	107	1	28	946
Jackson	630	871	9	316	9	72	1,835
Jerauld	378	664	2	190	6	65	1,240
Jones	69	514	1	78	1	42	663
Kingsbury	763	2,231	3	626	7	308	3,630
Lake	2,116	4,171	9	1,647	26	1,860	7,969
Lawrence	3,791	11,023	44	4,975	157	2,227	19,990
Lincoln	9,865	22,655	73	11,430	208	4,638	44,231
Lyman	724	1,140	1	352	7	58	2,224
Marshall	1,025	1,237	4	533	6	210	2,805
McCook	840	2,231	6	747	14	129	3,838
McPherson	216	1,297	2	215	8	198	1,738
Meade	3,038	12,133	36	4,595	149	821	19,951
Mellette	419	498	1	202	3	77	1,123
Miner	481	774	3	316	4	84	1,578
Minnehaha	36,920	54,964	313	37,940	690	17,159	130,827
Moody	1,379	1,757	3	1,009	14	343	4,162
Oglala Lakota	5,360	543	44	2,006	18	833	7,971
Pennington	17,964	43,779	278	23,632	643	9,360	86,296
Perkins	284	1,486	6	333	5	194	2,114
Potter	213	1,334	4	155	3	138	1,709
Roberts	2,613	2,129	22	1,401	14	457	6,179
Sanborn	373	936	4	257	5	99	1,575
Spink	1,102	2,417	7	615	11	212	4,152
Stanley	367	1,496	13	275	4	216	2,155
Sully	181	797	3	143	4	62	1,128
Todd	2,849	688	7	1,019	5	850	4,568
Tripp	673	2,320	8	563	9	428	3,573
Turner	1,217	3,420	17	1,187	12	201	5,853
Union	2,492	6,060	13	3,645	35	2,090	12,245
Walworth	644	2,426	8	474	9	531	3,561
Yankton	3,661	7,136	15	3,744	65	1,545	14,621
Ziebach	796	420	3	380	7	113	1,606
Total	151,415	296,463	1,386	145,004	2,801	61,369	597,069

2022 GENERAL ELECTION
Number of Election Precincts Per County

County	Precincts	County	Precincts
Aurora	5	Hyde*	1
Beadle	9	Jackson	8
Bennett	4	Jerauld	5
Bon Homme	5	Jones	2
Brookings*	9	Kingsbury	7
Brown*	12	Lake	10
Brule	4	Lawrence	11
Buffalo	3	Lincoln	31
Butte	18	Lyman	7
Campbell	5	Marshall	9
Charles Mix	13	McCook	6
Clark	12	McPherson	4
Clay	11	Meade	41
Codington	23	Mellette	4
Corson	9	Miner	8
Custer	10	Minnehaha	75
Davison	11	Moody	6
Day	11	Oglala Lakota*	8
Deuel	10	Pennington	46
Dewey	11	Perkins	10
Douglas	6	Potter*	3
Edmunds	6	Roberts	12
Fall River	9	Sanborn	4
Faulk	7	Spink	9
Grant	18	Stanley	3
Gregory	3	Sully*	4
Haakon*	5	Todd	10
Hamlin	7	Tripp	13
Hand	5	Turner	8
Hanson	5	Union	12
Harding	8	Walworth	10
Hughes*	6	Yankton*	7
Hutchinson	7	Ziebach	6
		Total	687

*Denotes a county that utilizes Vote Centers

2022 GENERAL ELECTION

Voter Turnout

County	Registered Voters	Votes Cast	Percent Turnout
Aurora	1,800	1,233	68.50 %
Beadle	9,971	5,932	59.49 %
Bennett	1,823	1,041	57.10 %
Bon Homme	3,879	2,589	66.74 %
Brookings	20,292	12,606	62.12 %
Brown	24,627	14,170	57.54 %
Brule	3,278	2,143	65.38 %
Buffalo	922	404	43.82 %
Butte	6,605	4,234	64.10 %
Campbell	1,128	677	60.02 %
Charles Mix	5,393	3,143	58.28 %
Clark	2,541	1,626	63.99 %
Clay	8,422	4,804	57.04 %
Codington	17,733	11,230	63.33 %
Corson	2,292	943	41.14 %
Custer	7,512	5,127	68.25 %
Davison	12,057	7,330	60.79 %
Day	3,946	2,550	64.62 %
Deuel	3,021	2,020	66.87 %
Dewey	3,328	1,596	47.96 %
Douglas	2,129	1,492	70.08 %
Edmunds	2,681	1,720	64.16 %
Fall River	5,966	3,704	62.09 %
Faulk	1,544	960	62.18 %
Grant	4,777	3,247	67.97 %
Gregory	2,837	2,075	73.14 %
Haakon	1,391	999	71.82 %
Hamlin	4,088	2,756	67.42 %
Hand	2,266	1,527	67.39 %
Hanson	3,263	1,656	50.75 %
Harding	986	683	69.27 %
Hughes	11,638	7,597	65.28 %
Hutchinson	4,874	3,211	65.88 %
County	Registered Voters	Votes Cast	Percent Turnout
Hyde	946	589	62.26 %
Jackson	1,835	934	50.90 %
Jerauld	1,240	877	70.73 %
Jones	663	478	72.10 %
Kingsbury	3,631	2,582	71.11 %
Lake	7,969	5,026	63.07 %
Lawrence	19,990	12,423	62.15 %
Lincoln	44,231	28,483	64.40 %
Lyman	2,224	1,336	60.07 %
Marshall	2,805	1,911	68.13 %
McCook	3,838	2,576	67.12 %
McPherson	1,738	1,115	64.15 %
Meade	19,946	11,997	60.15 %
Mellette	1,123	635	56.54 %
Miner	1,578	1,031	65.34 %
Minnehaha	130,838	75,570	57.76 %
Moody	4,161	2,690	64.65 %
Oglala Lakota	7,972	2,527	31.70 %
Pennington	86,293	45,958	53.26 %
Perkins	2,114	1,390	65.75 %
Potter	1,709	1,109	64.89 %
Roberts	6,179	3,592	58.13 %
Sanborn	1,575	1,014	64.38 %
Spink	4,152	2,707	65.20 %
Stanley	2,155	1,485	68.91 %
Sully	1,128	802	71.10 %
Todd	4,568	1,945	42.58 %
Tripp	3,573	2,302	64.43 %
Turner	5,856	3,901	66.62 %
Union	12,246	6,828	55.76 %
Walworth	3,561	2,080	58.41 %
Yankton	14,620	9,058	61.96 %
Ziebach	1,606	694	43.21 %
TOTAL	597,073	354,670	59.40%

2022 GENERAL ELECTION
United States Senator

County	Brian L. Bengs - DEM	Tamara J Lesnar - LIB	John R. Thune - REP
Aurora	170	66	978
Beadle	1,214	182	4,441
Bennett	295	41	684
Bon Homme	453	91	2,010
Brookings	3,816	545	7,990
Brown	3,893	451	9,577
Brule	428	97	1,573
Buffalo	202	15	173
Butte	597	292	3,269
Campbell	66	26	571
Charles Mix	666	100	2,323
Clark	230	56	1,307
Clay	2,042	149	2,522
Codington	2,265	460	8,279
Corson	334	57	534
Custer	1,017	267	3,756
Davison	1,524	266	5,420
Day	602	116	1,796
Deuel	346	92	1,548
Dewey	720	70	770
Douglas	117	42	1,308
Edmunds	253	49	1,385
Fall River	665	222	2,754
Faulk	120	47	780
Grant	601	105	2,492
Gregory	279	82	1,663
Haakon	56	50	864
Hamlin	366	123	2,214
Hand	198	70	1,242
Hanson	254	52	1,323
Harding	22	41	605
Hughes	1,683	301	5,467
Hutchinson	417	106	2,619

County	Brian L. Bengs - DEM	Tamara J Lesnar - LIB	John R. Thune - REP
Hyde	78	18	484
Jackson	215	67	617
Jerauld	154	34	676
Jones	46	36	383
Kingsbury	441	89	2,000
Lake	1,139	164	3,615
Lawrence	3,061	646	8,439
Lincoln	7,365	912	19,703
Lyman	290	65	944
Marshall	545	62	1,272
McCook	408	92	2,033
McPherson	108	40	954
Meade	2,134	702	8,934
Mellette	165	44	415
Miner	161	30	813
Minnehaha	24,772	2,821	46,551
Moody	694	109	1,839
Oglala Lakota	1,889	129	422
Pennington	12,441	2,314	30,398
Perkins	133	95	1,141
Potter	123	33	937
Roberts	1,000	147	2,384
Sanborn	154	27	821
Spink	546	91	2,027
Stanley	245	64	1,138
Sully	114	47	622
Todd	1,308	101	502
Tripp	263	113	1,861
Turner	602	168	3,078
Union	1,497	229	4,991
Walworth	301	92	1,645
Yankton	2,462	340	6,051
Ziebach	242	47	389
Total	91,007	14,697	242,316

2022 GENERAL ELECTION
United States Representative

County	Collin Duprel LIB	Dusty Johnson REP	County	Collin Duprel LIB	Dusty Johnson REP
Aurora	179	989	Hutchinson	358	2,690
Beadle	870	4,712	Hyde	81	479
Bennett	258	699	Jackson	247	598
Bon Homme	388	2,057	Jerauld	105	720
Brookings	2,757	8,783	Jones	72	391
Brown	2,684	10,425	Kingsbury	390	2,055
Brule	367	1,652	Lake	845	3,810
Buffalo	139	211	Lawrence	2,999	8,479
Butte	1,022	3,021	Lincoln	5,360	21,002
Campbell	64	583	Lyman	267	982
Charles Mix	572	2,391	Marshall	391	1,378
Clark	213	1,320	McCook	389	2,054
Clay	1,163	2,971	McPherson	123	953
Codington	1,790	8,729	Meade	3,294	8,152
Corson	269	550	Mellette	159	429
Custer	1,023	3,753	Miner	133	828
Davison	1,143	5,769	Minnehaha	17,765	50,693
Day	480	1,898	Moody	574	1,976
Deuel	279	1,643	Oglala Lakota	1,336	647
Dewey	519	870	Pennington	11,080	31,305
Douglas	146	1,279	Perkins	282	1,060
Edmunds	200	1,440	Potter	136	944
Fall River	759	2,700	Roberts	738	2,590
Faulk	140	779	Sanborn	124	845
Grant	468	2,587	Spink	410	2,166
Gregory	280	1,690	Stanley	272	1,129
Haakon	165	791	Sully	129	625
Hamlin	366	2,255	Todd	947	677
Hand	197	1,259	Tripp	325	1,865
Hanson	233	1,336	Turner	561	3,174
Harding	143	518	Union	1,139	5,180
Hughes	1,410	5,706	Walworth	271	1,691
Hutchinson	358	2,690	Yankton	1,804	6,499
			Ziebach	228	389
			Total	74,020	253,821

2022 GENERAL ELECTION
Governor and Lieutenant Governor

County	Jamie Smith & Jennifer Keintz DEM	Tracey Quint & Ashley Strand LIB	Kristi Noem & Larry Rhoden REP
Aurora	284	36	894
Beadle	1,716	219	3,901
Bennett	368	38	619
Bon Homme	650	54	1,858
Brookings	5,096	357	6,974
Brown	5,167	341	8,456
Brule	589	57	1,463
Buffalo	234	19	144
Butte	823	152	3,211
Campbell	93	13	561
Charles Mix	849	55	2,187
Clark	341	36	1,223
Clay	2,581	110	2,054
Codington	3,253	307	7,520
Corson	379	27	522
Custer	1,293	151	3,633
Davison	2,179	173	4,887
Day	876	46	1,599
Deuel	458	54	1,479
Dewey	862	50	662
Douglas	188	24	1,272
Edmunds	346	34	1,321
Fall River	859	130	2,679
Faulk	167	17	771
Grant	830	57	2,328
Gregory	393	43	1,618
Haakon	82	13	892
Hamlin	548	64	2,118
Hand	290	35	1,177
Hanson	336	29	1,267
Harding	33	12	632
Hughes	2,652	224	4,571
Hutchinson	604	63	2,507

2022 GENERAL ELECTION
Governor and Lieutenant Governor—Cont.

County	Jamie Smith & Jennifer Keintz DEM	Tracey Quint & Ashley Strand LIB	Kristi Noem & Larry Rhoden REP
Hyde	106	9	460
Jackson	280	16	623
Jerauld	238	24	604
Jones	64	13	395
Kingsbury	692	67	1,792
Lake	1,720	115	3,131
Lawrence	4,041	456	7,749
Lincoln	10,727	606	16,828
Lyman	405	34	879
Marshall	737	30	1,123
McCook	625	71	1,851
McPherson	167	22	911
Meade	2,887	501	8,482
Mellette	214	30	386
Miner	248	27	732
Minnehaha	33,376	2,072	39,234
Moody	910	71	1,668
Oglala Lakota	2,172	87	221
Pennington	16,215	1,587	27,586
Perkins	177	53	1,142
Potter	187	20	892
Roberts	1,315	86	2,164
Sanborn	226	21	757
Spink	765	73	1,832
Stanley	407	41	999
Sully	169	22	597
Todd	1,444	80	402
Tripp	364	31	1,873
Turner	919	112	2,834
Union	1,848	169	4,723
Walworth	430	50	1,573
Yankton	3,350	313	5,247
Ziebach	304	34	345
Total	123,148	9,983	217,035

2022 GENERAL ELECTION
Secretary of State

County	Thomas A. Cool DEM	Monae Johnson REP
Aurora	351	785
Beadle	1,792	3,807
Bennett	368	593
Bon Homme	714	1,717
Brookings	4,861	6,874
Brown	5,184	8,007
Brule	653	1,330
Buffalo	244	134
Butte	824	3,225
Campbell	95	542
Charles Mix	1,063	1,919
Clark	381	1,091
Clay	2,417	2,029
Codington	3,157	7,162
Corson	385	513
Custer	1,243	3,660
Davison	2,230	4,680
Day	919	1,456
Deuel	540	1,359
Dewey	884	628
Douglas	207	1,189
Edmunds	379	1,215
Fall River	898	2,646
Faulk	193	712
Grant	853	2,177
Gregory	462	1,497
Haakon	94	856
Hamlin	551	2,021
Hand	308	1,134
Hanson	370	1,172
Harding	46	605
Hughes	2,563	4,563
Hutchinson	659	2,342

County	Thomas A. Cool DEM	Monae Johnson REP
Hutchinson	659	2,342
Hyde	137	412
Jackson	279	618
Jerauld	265	539
Jones	66	391
Kingsbury	720	1,673
Lake	1,679	3,007
Lawrence	3,831	7,812
Lincoln	9,916	16,642
Lyman	404	831
Marshall	751	1,036
McCook	669	1,735
McPherson	171	895
Meade	2,732	8,607
Mellette	231	374
Miner	296	629
Minnehaha	31,534	38,912
Moody	980	1,553
Oglala Lakota	2,112	291
Pennington	15,242	28,228
Perkins	196	1,110
Potter	201	851
Roberts	1,411	1,970
Sanborn	255	692
Spink	824	1,723
Stanley	395	993
Sully	169	584
Todd	1,448	435
Tripp	417	1,800
Turner	966	2,731
Union	1,851	4,653
Walworth	436	1,520
Yankton	3,182	5,142
Ziebach	321	319
Total	119,975	212,348

2022 GENERAL ELECTION
Attorney General

County	Marty J. Jackley - REP	County	Marty J. Jackley - REP
Aurora	875	Hyde	500
Beadle	4,710	Jackson	688
Bennett	689	Jerauld	697
Bon Homme	1,963	Jones	405
Brookings	8,904	Kingsbury	2,054
Brown	10,228	Lake	3,888
Brule	1,606	Lawrence	9,058
Buffalo	209	Lincoln	20,847
Butte	3,424	Lyman	984
Campbell	576	Marshall	1,351
Charles Mix	2,239	McCook	2,036
Clark	1,273	McPherson	968
Clay	2,843	Meade	9,633
Codington	8,609	Mellette	458
Corson	570	Miner	803
Custer	3,920	Minnehaha	50,574
Davison	5,686	Moody	1,908
Day	1,907	Oglala Lakota	663
Deuel	1,646	Pennington	32,984
Dewey	893	Perkins	1,119
Douglas	1,200	Potter	934
Edmunds	1,398	Roberts	2,556
Fall River	2,864	Sanborn	810
Faulk	797	Spink	2,151
Grant	2,529	Stanley	1,198
Gregory	1,635	Sully	667
Haakon	870	Todd	796
Hamlin	2,246	Tripp	1,876
Hand	1,266	Turner	3,121
Hanson	1,300	Union	5,121
Harding	609	Walworth	1,691
Hughes	6,015	Yankton	6,347
Hutchinson	2,634	Ziebach	400
		Total	257,419

2022 GENERAL ELECTION

State Auditor

County	Stephanie Marty DEM	Rene Meyer LIB	Richard Sattgast REP
Aurora	282	76	771
Beadle	1,464	224	3,938
Bennett	367	48	547
Bon Homme	606	101	1,684
Brookings	4,246	709	6,602
Brown	4,637	671	7,838
Brule	527	106	1,339
Buffalo	231	21	130
Butte	739	276	3,016
Campbell	84	25	529
Charles Mix	856	112	1,963
Clark	333	65	1,082
Clay	2,230	185	2,017
Codington	2,836	540	6,857
Corson	377	55	461
Custer	1,159	298	3,435
Davison	1,874	318	4,663
Day	826	125	1,423
Deuel	463	99	1,325
Dewey	841	90	570
Douglas	165	25	1,185
Edmunds	327	51	1,205
Fall River	800	242	2,499
Faulk	153	31	723
Grant	767	147	2,084
Gregory	377	80	1,475
Haakon	78	35	826
Hamlin	472	105	1,975
Hand	259	60	1,124
Hanson	310	65	1,169
Harding	57	37	562
Hughes	1,788	360	5,118
Hutchinson	548	119	2,283

County	Stephanie Marty DEM	Rene Meyer LIB	Richard Sattgast REP
Hyde	105	22	429
Jackson	263	48	577
Jerauld	208	24	579
Jones	50	22	385
Kingsbury	583	97	1,696
Lake	1,432	195	3,001
Lawrence	3,362	780	7,544
Lincoln	8,461	1,144	16,689
Lyman	346	62	815
Marshall	662	77	1,018
McCook	565	116	1,707
McPherson	144	38	869
Meade	2,386	902	7,954
Mellette	207	38	353
Miner	231	37	651
Minnehaha	27,615	3,714	38,329
Moody	882	135	1,489
Oglala Lakota	2,061	132	199
Pennington	13,745	2,995	26,360
Perkins	197	81	1,019
Potter	153	39	853
Roberts	1,331	151	1,873
Sanborn	201	43	700
Spink	691	116	1,743
Stanley	294	93	1,020
Sully	134	33	598
Todd	1,380	131	364
Tripp	364	108	1,612
Turner	799	212	2,647
Union	1,729	312	4,457
Walworth	401	76	1,474
Yankton	2,812	465	4,921
Ziebach	290	62	290
Total	105,163	18,001	206,633

2022 GENERAL ELECTION

State Treasurer

County	John Cunningham DEM	Josh Haeder REP	County	John Cunningham DEM	Josh Haeder REP
Aurora	302	811	Hyde	109	442
Beadle	1,106	4,656	Jackson	280	609
Bennett	374	582	Jerauld	177	640
Bon Homme	622	1,745	Jones	53	397
Brookings	4,356	7,096	Kingsbury	579	1,780
Brown	4,657	8,482	Lake	1,461	3,092
Brule	568	1,375	Lawrence	3,572	7,982
Buffalo	236	139	Lincoln	8,584	17,433
Butte	769	3,217	Lyman	371	836
Campbell	83	553	Marshall	687	1,056
Charles Mix	886	2,014	McCook	605	1,752
Clark	333	1,128	McPherson	148	906
Clay	2,282	2,116	Meade	2,586	8,576
Codington	2,972	7,203	Mellette	213	383
Corson	387	499	Miner	242	651
Custer	1,172	3,680	Minnehaha	28,313	40,546
Davison	2,015	4,761	Moody	903	1,575
Day	843	1,502	Oglala Lakota	2,132	243
Deuel	470	1,412	Pennington	14,138	28,661
Dewey	882	611	Perkins	173	1,098
Douglas	163	1,210	Potter	165	871
Edmunds	346	1,230	Roberts	1,371	1,956
Fall River	827	2,685	Sanborn	193	762
Faulk	167	730	Spink	704	1,837
Grant	776	2,201	Stanley	314	1,082
Gregory	391	1,533	Sully	142	616
Haakon	84	846	Todd	1,447	429
Hamlin	491	2,034	Tripp	398	1,760
Hand	226	1,219	Turner	861	2,782
Hanson	307	1,216	Union	1,768	4,701
Harding	39	612	Walworth	377	1,570
Hughes	1,892	5,304	Yankton	2,946	5,205
Hutchinson	569	2,385	Ziebach	311	318
			Total	107,916	219,334

2022 GENERAL ELECTION
School and Public Lands Commissioner

County	Timothy Azure DEM	Brock Greenfield REP
Aurora	282	815
Beadle	1,593	3,966
Bennett	370	572
Bon Homme	598	1,753
Brookings	4,329	6,965
Brown	4,703	8,351
Brule	551	1,368
Buffalo	241	133
Butte	751	3,216
Campbell	81	549
Charles Mix	858	1,993
Clark	400	1,123
Clay	2,239	2,085
Codington	2,740	7,516
Corson	396	500
Custer	1,181	3,634
Davison	1,863	4,776
Day	806	1,523
Deuel	426	1,467
Dewey	872	614
Douglas	148	1,204
Edmunds	303	1,257
Fall River	811	2,656
Faulk	148	746
Grant	729	2,213
Gregory	360	1,546
Haakon	83	850
Hamlin	524	2,076
Hand	266	1,124
Hanson	300	1,188
Harding	33	616
Hughes	2,123	4,864
Hutchinson	530	2,389

County	Timothy Azure DEM	Brock Greenfield REP
Aurora	282	815
Beadle	1,593	3,966
Bennett	370	572
Bon Homme	598	1,753
Hyde	111	428
Jackson	269	621
Jerauld	273	544
Jones	54	391
Kingsbury	616	1,777
Lake	1,435	3,071
Lawrence	3,576	7,832
Lincoln	8,581	17,072
Lyman	351	851
Marshall	668	1,068
McCook	558	1,750
McPherson	141	917
Meade	2,563	8,495
Mellette	212	375
Miner	230	663
Minnehaha	28,040	39,607
Moody	877	1,577
Oglala Lakota	2,109	240
Pennington	14,347	27,995
Perkins	171	1,105
Potter	149	881
Roberts	1,362	1,933
Sanborn	197	718
Spink	665	1,891
Stanley	329	1,033
Sully	141	598
Todd	1,439	420
Tripp	350	1,788
Turner	806	2,771
Union	1,737	4,669
Walworth	383	1,540
Yankton	2,818	5,169
Ziebach	322	304
Total	107,518	215,742

2022 GENERAL ELECTION
Public Utilities Commissioner

County	Jeffrey Barth DEM	Chris Nelson REP	County	Jeffrey Barth DEM	Chris Nelson REP
Aurora	194	973	Hyde	119	436
Beadle	1,461	4,163	Jackson	259	638
Bennett	348	610	Jerauld	182	651
Bon Homme	574	1,855	Jones	56	402
Brookings	4,013	7,605	Kingsbury	554	1,848
Brown	4,280	8,946	Lake	1,325	3,369
Brule	491	1,501	Lawrence	3,454	8,121
Buffalo	222	153	Lincoln	8,462	17,898
Butte	726	3,298	Lyman	324	912
Campbell	72	571	Marshall	595	1,168
Charles Mix	783	2,205	McCook	523	1,898
Clark	297	1,210	McPherson	186	882
Clay	2,117	2,333	Meade	2,456	8,751
Codington	2,583	7,729	Mellette	203	400
Corson	374	514	Miner	203	738
Custer	1,124	3,733	Minnehaha	28,572	41,364
Davison	1,731	5,159	Moody	886	1,643
Day	739	1,638	Oglala Lakota	2,035	279
Deuel	421	1,491	Pennington	13,742	28,934
Dewey	824	677	Perkins	160	1,132
Douglas	123	1,280	Potter	144	914
Edmunds	290	1,316	Roberts	1,224	2,122
Fall River	789	2,719	Sanborn	193	759
Faulk	131	780	Spink	680	1,893
Grant	678	2,350	Stanley	288	1,114
Gregory	345	1,607	Sully	154	619
Haakon	81	867	Todd	1,379	476
Hamlin	446	2,141	Tripp	331	1,857
Hand	282	1,159	Turner	756	2,958
Hanson	282	1,269	Union	1,620	4,831
Harding	34	611	Walworth	344	1,623
Hughes	1,746	5,508	Yankton	2,592	5,687
Hutchinson	490	2,531	Ziebach	292	348
			Total	103,384	227,167

2022 GENERAL ELECTION
State Senate & State House of Representatives

County	State Senator District 01	
	Michael H. Rohl - REP	Susan Wismer - IND
Brown	2,374	1,249
Day	1,429	971
Marshall	1,037	813
Roberts	1,258	1,223
Total	6,098	4,256

County	State Representative District 01			
	Steven D. McCleerey DEM	Kay F. Nikolas DEM	Joe Donnell REP	Tamara St. John REP
Brown	1,162	1,120	2,105	2,096
Day	907	676	1,100	1,348
Marshall	782	554	812	978
Roberts	1,123	841	1,121	1,304
Total	3,974	3,191	5,138	5,726

County	State Senator District 02
	Steve Kolbeck - REP
Minnehaha	7,810
Total	7,810

County	State Representative District 02		
	Gary Leighton - DEM	John Sjaarda - REP	David Kull - REP
Minnehaha	3,323	5,693	6,121
Total	3,323	5,693	6,121

County	State Senator District 03
	Al Novstrup - REP
Brown	5,698
Total	5,698

County	State Representative District 03	
	Brandei Schaeftbauer - REP	Carl E. Perry - REP
Brown	4,625	5,050
Total	4,625	5,050

2022 GENERAL ELECTION
State Senate & State House of Representatives

County	State Senator District 04	
	John Wiik - REP	
Clark	1,042	
Codington	1,159	
Deuel	1,572	
Grant	2,412	
Hamlin	2,061	
Roberts	671	
Total	8,917	

County	State Representative District 04	
	Stephanie Sauder - REP	Fred Deutsch - REP
Clark	813	796
Codington	749	947
Deuel	1,026	1,265
Grant	1,508	2,040
Hamlin	1,789	1,373
Roberts	415	556
Total	6,300	6,977

County	State Senator District 05	
	Lee Schoenbeck - REP	
Codington	6,743	
Total	6,743	

County	State Representative District 05		
	Kahden Mooney DEM	Byron I. Callies REP	Hugh M. Bartels REP
Codington	2,917	4,351	6,058
Total	2,917	4,351	6,058

County	State Senator District 06	
	Herman Otten - REP	
Lincoln	6,513	
Total	6,513	

County	State Representative District 06	
	Aaron Aylward - REP	Ernie Otten - REP
Lincoln	3,715	5,559
Total	3,715	5,559

2022 GENERAL ELECTION
State Senate & State House of Representatives

County	State Representative District 07		
	Cole Sartell DEM	Mellissa Heermann REP	Roger DeGroot REP
Brookings	3,431	4,461	4,980
Total	3,431	4,461	4,980

County	State Senator District 08
	Casey Crabtree - REP
Brookings	2,506
Kingsbury	1,956
Lake	3,766
Miner	698
Total	8,926

County	State Representative District 08	
	Tim Reisch - REP	John Mills - REP
Brookings	1,762	2,211
Kingsbury	1,369	1,349
Lake	3,094	2,569
Miner	777	316
Total	7,002	6,445

County	State Senator District 09
	Brent Hoffman - REP
Minnehaha	6,024
Total	6,024

County	State Representative District 09		
	Nick Winkler DEM	Kenneth Teunissen REP	Bethany Soye REP
Minnehaha	3,183	4,142	5,034
Total	3,183	4,142	5,034

County	State Senator District 10	
	Liz Larson - DEM	Maggie Sutton - REP
Minnehaha	4,488	3,429
Total	4,488	3,429

County	State Representative District 10			
	Erin Healy DEM	Kameron Nelson DEM	Tom E Sutton REP	John G. Mogen REP
Minnehaha	4,613	3,510	2,980	3,114
Total	4,613	3,510	2,980	3,114

2022 GENERAL ELECTION
State Senate & State House of Representatives

County	State Representative District 11			
	Margaret Kuipers - DEM	Kim Parke - DEM	Chris Karr - REP	Brian K. Mulder - REP
Minnehaha	3,775	3,553	4,879	4,988
Total	3,775	3,553	4,879	4,988

County	State Senator District 11	
	Sheryl L. Johnson - DEM	Jim Stalzer - REP
Minnehaha	4,286	5,289
Total	4,286	5,289

County	State Senator District 12	
	Jessica Meyers - DEM	Arch Beal - REP
Lincoln	1,693	2,686
Minnehaha	2,544	2,264
Total	4,237	4,950

County	State Representative District 12			
	Kristin Hayward - DEM	Erin Royer - DEM	Greg Jamison - REP	Amber Arlint - REP
Lincoln	1,323	1,447	2,450	2,564
Minnehaha	2,156	2,179	2,224	2,087
Total	3,479	3,626	4,674	4,651

County	State Senator District 13	
	Jack Kolbeck - REP	Lora Hubbel - IND
Lincoln	5,710	2,162
Minnehaha	1,635	954
Total	7,345	3,116

County	State Representative District 13	
	Tony Venhuizen - REP	Sue Peterson - REP
Lincoln	4,616	4,456
Minnehaha	1,263	1,423
Total	5,879	5,879

County	State Senator District 14	
	Matthew Tysdal - DEM	Larry P. Zikmund - REP
Minnehaha	5,001	5,854
Total	5,001	5,854

2022 GENERAL ELECTION
State Senate & State House of Representatives

County	State Representative District 17		
	Rebecca "Bekki" Engquist-Schroeder DEM	William "Bill" Shor- ma REP	Chris Kassin REP
Clay	2,367	1,433	2,174
Union	1,219	2,622	2,764
Total	3,586	4,055	4,938

County	State Senator District 15	
	Reynold F. Nesiba - DEM	Brenda Lawrence - REP
Minnehaha	3,697	3,310
Total	3,697	3,310

County	State Representative District 15			
	Linda Duba - DEM	Kadyn Wittman - DEM	Matt Rosburg - REP	Joni Tschetter - REP
Minnehaha	3,545	3,194	2,761	3,097
Total	3,545	3,194	2,761	3,097

County	State Senator District 16		
	Donn Larson - DEM	Jim Bolin - REP	Brian J. Burge - IND
Lincoln	1,270	3,289	317
Turner	783	2,230	417
Union	557	1,251	113
Total	2,610	6,770	847

County	State Representative District 16		
	Matt Ness - DEM	Kevin D. Jensen - REP	Karla J. Lems - REP
Lincoln	1,383	2,742	2,856
Turner	807	1,953	2,088
Union	554	1,130	1,007
Total	2,744	5,825	5,951

County	State Senator District 17
	Sydney Davis - REP
Clay	2,498
Union	3,499
Total	5,997

2022 GENERAL ELECTION
State Senate & State House of Representatives

County	State Representative District 14			
	Wendy Mamer - DEM	Mike Huber - DEM	Tyler Tordsen - REP	Taylor Rae Rehfeldt - REP
Minnehaha	4,161	4,570	5,111	6,127
Total	4,161	4,570	5,111	6,127

County	State Senator District 18	
	Fredrick Bender - DEM	Jean M. Hunhoff - REP
Clay	84	213
Yankton	3,007	5,535
Total	3,091	5,748

County	State Representative District 18			
	Ryan D. Cwach - DEM	Jay Williams - DEM	Julie Auch - REP	Mike Stevens - REP
Clay	125	60	174	160
Yankton	4,384	1,835	4,490	5,068
Total	4,509	1,895	4,664	5,228

County	State Senator District 19	
	Russell Graeff - DEM	Kyle Schoenfish - REP
Bon Homme	512	1,936
Hanson	286	1,246
Hutchinson	428	2,631
McCook	510	1,870
Turner	56	223
Total	1,792	7,906

County	State Representative District 19	
	Jessica Bahmuller - REP	Drew Peterson - REP
Bon Homme	1,257	1,575
Hanson	1,015	902
Hutchinson	1,894	1,974
McCook	1,293	1,681
Turner	137	191
Total	5,596	6,323

2022 GENERAL ELECTION
State Senate & State House of Representatives

County	State Senator District 20	
	Joshua Klumb - REP	
Davison	5,512	
Jerauld	644	
Miner	48	
Sanborn	764	
Total	6,968	

County	State Representative District 20	
	Ben Krohmer - REP	Lance Koth - REP
Davison	4,032	4,490
Jerauld	414	566
Miner	32	45
Sanborn	494	620
Total	4,972	5,721

County	State Senator District 21	
	Dan Andersson - DEM	Erin Tobin - REP
Aurora	218	924
Charles Mix	790	2,205
Douglas	148	1,239
Gregory	289	1,726
Tripp	326	1,882
Total	1,771	7,976

County	State Representative District 21	
	Rocky Blare - REP	Marty Overweg - REP
Aurora	461	859
Charles Mix	1,314	2,130
Douglas	586	1,231
Gregory	1,303	994
Tripp	1,837	940
Total	5,501	6,154

County	State Senator District 22	
	David Wheeler - REP	
Beadle	4,584	
Clark	104	
Spink	1,893	
Total	6,581	

2022 GENERAL ELECTION
State Senate & State House of Representatives

County	State Representative District 22		
	Shane Milne DEM	Roger Chase REP	Lynn Schneider REP
Beadle	1,538	3,639	3,871
Clark	47	68	102
Spink	743	1,227	1,669
Total	2,328	4,934	5,642

County	State Senator District 23
	Bryan J. Breitling - REP
Brown	679
Campbell	549
Edmunds	1,395
Faulk	730
Hand	1,166
McPherson	942
Potter	888
Walworth	1,605
Total	7,954

County	State Representative District 23	
	James D. Wangsness - REP	Scott Moore - REP
Brown	432	609
Campbell	338	498
Edmunds	723	1,232
Faulk	460	681
Hand	977	898
McPherson	504	913
Potter	550	738
Walworth	909	1,396
Total	4,893	6,965

County	State Senator District 24
	Jim Mehlhaff - REP
Haakon	835
Hughes	5,240
Hyde	448
Stanley	1,097
Sully	626
Total	8,246

2022 GENERAL ELECTION
State Senate & State House of Representatives

County	State Representative District 24	
	Mike Weisgram - REP	Will D. Mortenson - REP
Haakon	487	752
Hughes	4,691	5,125
Hyde	276	403
Stanley	925	1,051
Sully	468	542
Total	6,847	7,873

County	State Senator District 25
	Tom Pischke - REP
Minnehaha	6,148
Moody	1,720
Total	7,868

County	State Representative District 25			
	Dan Ahlers DEM	David Kills A Hundred DEM	Jon Hansen REP	Randy Gross REP
Minnehaha	3,534	1,618	5,419	4,782
Moody	1,001	642	1,314	1,582
Total	4,535	2,260	6,733	6,364

County	State Senator District 26	
	Shawn Bordeaux - DEM	Joel Koskan - REP
Brule	733	1,077
Buffalo	263	106
Hughes	22	5
Hyde	11	3
Jones	119	250
Lyman	553	520
Mellette	297	195
Todd	1,485	339
Total	3,483	2,495

County	State Representative District 26A	
	Eric Emery - DEM	Joyce Glynn - REP
Jones	15	114
Mellette	262	346
Todd	1,484	412
Total	1,761	872

2022 GENERAL ELECTION
State Senate & State House of Representatives

County	State Representative District 26B	
	Rebecca Reimer - REP	
Brule	1,557	
Buffalo	174	
Hughes	11	
Hyde	7	
Jones	278	
Lyman	928	
Total	2,955	

County	State Senator District 27	
	Red Dawn Foster - DEM	David Jones - REP
Bennett	387	634
Jackson	286	618
Oglala Lakota	2,261	208
Pennington	245	1,540
Total	3,179	3,000

County	State Representative District 27			
	Peri Pourier DEM	Norma Rendon DEM	Liz May REP	Bud May REP
Bennett	404	291	630	400
Jackson	313	232	575	411
Oglala Lakota	2,093	1,627	252	188
Pennington	259	200	1,374	1,350
Total	3,069	2,350	2,831	2,349

County	State Senator District 28	
	Ryan M. Maher - REP	
Butte	3,322	
Corson	591	
Dewey	935	
Harding	624	
Perkins	1,178	
Ziebach	444	
Total	7,094	

2022 GENERAL ELECTION
State Senate & State House of Representatives

County	State Representative District 28A	
	Oren L Lesmeister - DEM	Ralph Lyon - REP
Corson	407	498
Dewey	1,037	514
Perkins	70	538
Ziebach	376	297
Total	1,890	1,847

County	State Representative District 28B	
	Neal Pinnow - REP	Calvin Reilly - IND
Butte	3,028	841
Harding	577	63
Perkins	629	106
Total	4,234	1,010

County	State Senator District 29	
	Dean Wink - REP	
Meade	7,272	
Total	7,272	

County	State Representative District 29		
	Sean Natchke - LIB	Gary L Cammack - REP	Kirk Chaffee - REP
Meade	2,227	5,132	5,996
Total	2,227	5,132	5,996

County	State Senator District 30	
	Julie Frye-Mueller - REP	
Custer	3,600	
Fall River	2,729	
Pennington	3,269	
Total	9,598	

2022 GENERAL ELECTION
State Senate & State House of Representatives

County	State Representative District 30		
	Bret Swanson - DEM	Dennis Krull - REP	Trish Ladner - REP
Custer	1,201	3,048	3,165
Fall River	845	1,773	2,452
Pennington	1,171	2,817	2,692
Total	3,217	7,638	8,309

County	State Senator District 31
	Randy Deibert - REP
Lawrence	8,536
Total	8,536

County	State Representative District 31	
	Mary J. Fitzgerald - REP	Scott Odenbach - REP
Lawrence	6,116	7,230
Total	6,116	7,230

County	State Senator District 32	
	Nicole A. Heenan - DEM	Helene Duhamel - REP
Pennington	3,323	4,257
Total	3,323	4,257

County	State Representative District 32			
	Jonathan M. Old Horse DEM	Christine Stephenson DEM	Becky J. Drury REP	Steve Duffy REP
Pennington	2,848	3,095	3,230	3,374
Total	2,848	3,095	3,230	3,374

County	State Senator District 33	
	Darren Freidel - LIB	David Johnson - REP
Meade	463	1,408
Pennington	2,074	6,477
Total	2,537	7,885

County	State Representative District 33		
	Vince Vidal - DEM	Curt Massie - REP	Phil Jensen - REP
Meade	567	989	1,229
Pennington	3,241	4,744	5,167
Total	3,808	5,733	6,396

2022 GENERAL ELECTION
State Senate & State House of Representatives

County	State Senator District 34
	Michael Diedrich - REP
Pennington	7,505
Total	7,505

County	State Representative District 34			
	Darla Drew - DEM	Jay Shultz - DEM	Jess Olson - REP	Mike Derby - REP
Pennington	4,149	3,000	5,869	6,350
Total	4,149	3,000	5,869	6,350

County	State Senator District 35
	Jessica Castleberry - REP
Pennington	6,784
Total	6,784

County	State Representative District 35			
	Pat Cromwell DEM	David A. Hubbard DEM	Tony Randolph REP	Tina L Mulally REP
Pennington	2,647	2,402	5,573	5,908
Total	2,647	2,402	5,573	5,908

2022 GENERAL ELECTION
West Dakota Water Development District Director

County	James River Water Development District Director James River WDD 9	
	Sandy Williams - NON	Dan Klimisch - NON
Yankton	996	1,759
Total	996	1,759

2022 GENERAL ELECTION
Recounts

County	State Representative - RECOUNT District 15			
	Linda Duba DEM	Kadyn Wittman DEM	Matt Rosburg REP	Joni Tschetter REP
Minnehaha	3,545	3,193	2,763	3,096
Total	3,545	3,193	2,763	3,096

2022 GENERAL ELECTION
Circuit Court Races—Non-Political

First Circuit

County	Position A Chris S. Giles	Position B David Knoff	Position C Bruce V. Anderson	Position D Cheryle W. Gering	Position E Patrick T. Smith	Position F Tami A. Bern
Aurora	573	548	568	544	583	543
Bon Homme	1,142	1,163	1,174	1,210	1,122	1,137
Brule	865	818	870	810	824	810
Buffalo	119	113	124	115	117	115
Charles Mix	1,279	1,257	1,816	1,249	1,245	1,246
Clay	1,717	1,695	1,660	1,765	1,635	2,241
Davison	3,557	3,238	3,293	3,253	3,679	3,230
Douglas	645	618	715	622	623	613
Hanson	771	642	639	641	680	641
Hutchinson	1,505	1,452	1,512	1,684	1,467	1,434
McCook	1,195	1,099	1,086	1,097	1,079	1,085
Turner	1,634	1,575	1,577	1,659	1,552	1,572
Union	2,988	2,857	2,834	2,858	2,801	2,937
Yankton	3,706	4,372	3,696	4,008	3,590	3,729
Total	21,696	21,447	21,564	21,515	20,997	21,333

2022 GENERAL ELECTION
Circuit Court Races—Non-Political

Second Circuit

County	Position A	Position B	Position C		Position D	Position E
	Robin Houwman	Sandra H Hanson	Doug Barnett	Eric C. Johnson	Natalie Damgaard	John Pekas
Lincoln	13,704	13,326	9,964	5,591	13,015	11,807
Minnehaha	39,393	31,464	25,051	14,741	29,813	30,590
Total	53,097	44,790	35,015	20,332	42,828	42,397

County	Position F	Position G	Position H	Position I	Position J	Position K	Position L
	Camela Theeler	Jennifer D. Mammenga	Susan M. Sabers	Doug Hoffman	James Power	Jon C. Sogn	Rachel R. Rasmussen
Lincoln	11,133	11,147	11,377	11,252	10,913	11,544	11,414
Minnehaha	28,760	28,970	29,304	28,721	27,706	28,697	28,750
Total	39,893	40,117	40,681	39,973	38,619	40,241	40,164

2022 GENERAL ELECTION
Circuit Court Races—Non-Political

Third Circuit

County	Position A	Position B	Position C	Position D	Position E		Position F
	Carmen Means	Dawn M. Elshere	Kent A Shelton	Gregory J. Stol- tenburg	Robert L. Spears	Michael R. Moore	Patrick Pardy
Beadle	3,099	2,840	3,705	2,872	1,870	2,687	2,812
Brookings	5,290	5,212	5,010	5,646	2,699	2,862	4,931
Clark	778	736	704	710	509	411	679
Codington	5,535	5,620	4,882	5,154	4,741	2,387	4,804
Deuel	1,037	1,053	988	1,320	830	495	964
Grant	1,479	1,599	1,407	1,428	909	986	1,380
Hamlin	1,162	1,168	1,127	1,200	914	574	1,094
Hand	787	779	828	761	332	601	739
Jerauld	414	378	421	371	197	278	405
Kingsbury	1,153	1,120	1,140	1,187	625	770	1,183
Lake	2,442	2,287	2,243	2,279	969	1,433	2,783
Miner	389	383	379	412	187	264	669
Moody	1,124	1,075	1,039	1,075	564	657	1,067
Sanborn	453	440	468	439	190	394	480
Total	25,142	24,690	24,341	24,854	15,536	14,799	23,990

2022 GENERAL ELECTION
Circuit Court Races—Non-Political

Fourth Circuit

County	Position A	Position B	Position C
	Eric J. Strawn	Michael W. Day	Michelle Palmer Comer
Butte	2,240	2,602	2,183
Corson	369	373	369
Dewey	554	574	558
Harding	354	382	352
Lawrence	6,395	6,013	6,270
Meade	5,373	5,334	5,307
Perkins	623	625	610
Ziebach	228	237	223
Total	16,136	16,140	15,872

County	Position D				
	Tina M. Hogue	Chad R. Callahan	Jennifer Tomac	John H. Fitzgerald	David V. Natvig
Butte	215	772	203	1,181	894
Corson	41	97	255	58	80
Dewey	135	138	288	139	103
Harding	30	96	79	109	153
Lawrence	829	1,527	734	4,123	1,635
Meade	1,106	1,666	1,033	2,325	1,429
Perkins	51	195	266	125	228
Ziebach	52	64	128	65	53
Total	2,459	4,555	2,986	8,125	4,575

2022 GENERAL ELECTION
Circuit Court Races—Non-Political

Fifth Circuit

County	Position A	Position B	Position C	Position D
	Marshall C. Lovrien	Tony L. Portra	Gregory C. Magera	Richard A. Sommers
Brown	8,637	8,467	7,683	7,843
Campbell	357	334	327	338
Day	1,202	1,134	1,079	1,255
Edmunds	919	875	839	875
Faulk	525	514	451	475
Marshall	826	840	770	1,126
McPherson	677	651	637	658
Roberts	1,437	1,475	1,365	1,482
Spink	1,504	1,531	1,409	1,441
Walworth	1,028	991	970	981
Total	17,112	16,812	15,530	16,474

2022 GENERAL ELECTION
Circuit Court Races—Non-Political

Sixth Circuit

County	Position A	Position B	Position C	Position D
	Christina Klinger	Margo Northrup	M. Bridget Mayer	Bobbi J. Rank - NON
Bennett	436	425	411	422
Gregory	836	796	807	916
Haakon	500	489	484	477
Hughes	4,758	4,723	4,705	4,534
Hyde	314	317	306	304
Jackson	372	361	358	346
Jones	225	222	221	215
Lyman	543	512	511	535
Mellette	251	237	240	248
Potter	527	512	519	498
Stanley	921	921	926	875
Sully	445	454	440	427
Todd	540	497	503	544
Tripp	1,087	1,056	1,119	1,375
Total	11,755	11,522	11,550	11,716

2022 GENERAL ELECTION
Circuit Court Races—Non-Political

Seventh Circuit

County	Position A	Position B	Position C	Position D	Position E	Position F	Position G	Position H
	Stacy Vinberg-Wickre	Jeffrey R. Connolly	Heidi L. Lindgren	Joshua K. Hendrickson	Jane Wiip Pfeifle	Craig A Pfeifle	Robert Gushinsky	Matthew M. Brown
Custer	1,928	1,903	1,957	1,845	1,914	1,871	1,829	2,386
Fall River	1,451	1,390	1,465	1,369	1,370	1,346	1,336	1,398
Oglala Lakota	531	474	488	439	477	421	414	494
Pennington	16,708	16,803	17,839	16,133	18,347	17,905	16,322	16,406
Total	20,618	20,570	21,749	19,786	22,108	21,543	19,901	20,684

2022 GENERAL ELECTION
Supreme Court Justice Retention—Non-Political

Shall Justice Patricia J. DeVaney representing the Third Supreme Court District, whose term expires January 1, 2023, be retained in office?

County	Yes	No	County	Yes	No
Aurora	846	155	Hyde	431	82
Beadle	4,076	775	Jackson	585	187
Bennett	596	231	Jerauld	608	127
Bon Homme	1,797	401	Jones	321	74
Brookings	7,787	1,788	Kingsbury	1,807	305
Brown	9,484	2,076	Lake	3,615	607
Brule	1,400	346	Lawrence	7,908	2,241
Buffalo	213	124	Lincoln	18,511	3,955
Butte	2,897	702	Lyman	874	236
Campbell	427	102	Marshall	1,275	300
Charles Mix	2,098	535	McCook	1,793	364
Clark	1,104	212	McPherson	801	142
Clay	2,988	828	Meade	7,794	2,045
Codington	7,309	1,551	Mellette	412	137
Corson	554	248	Miner	667	114
Custer	3,333	784	Minnehaha	47,299	12,578
Davison	5,069	1,129	Moody	1,894	389
Day	1,684	367	Oglala Lakota	1,112	1,018
Deuel	1,411	238	Pennington	28,646	8,284
Dewey	895	438	Perkins	910	189
Douglas	1,031	213	Potter	775	164
Edmunds	1,180	270	Roberts	2,427	664
Fall River	2,359	645	Sanborn	698	133
Faulk	661	138	Spink	1,882	400
Grant	2,233	475	Stanley	1,085	207
Gregory	1,416	332	Sully	583	107
Haakon	686	145	Todd	917	710
Hamlin	1,786	315	Tripp	1,660	328
Hand	1,135	172	Turner	2,687	558
Hanson	1,130	212	Union	4,482	1,029
Harding	467	76	Walworth	1,421	322
Hughes	5,793	987	Yankton	5,758	1,451
Hutchinson	2,246	405	Ziebach	397	190
			Total	230,126	57,052

2022 GENERAL ELECTION
Supreme Court Justice Retention—Non-Political

*Shall Justice Mark E. Salter representing the Second Supreme Court District,
whose term expires January 1, 2023, be retained in office?*

County	Yes	No
Aurora	826	165
Beadle	4,119	726
Bennett	594	227
Bon Homme	1,797	391
Brookings	7,694	1,758
Brown	9,299	2,081
Brule	1,383	349
Buffalo	213	121
Butte	2,878	707
Campbell	424	96
Charles Mix	2,090	531
Clark	1,104	203
Clay	2,917	862
Codington	7,292	1,509
Corson	526	272
Custer	3,287	795
Davison	5,096	1,063
Day	1,650	379
Deuel	1,386	238
Dewey	862	467
Douglas	1,030	210
Edmunds	1,195	253
Fall River	2,338	649
Faulk	661	137
Grant	2,244	458
Gregory	1,427	312
Haakon	691	134
Hamlin	1,804	291
Hand	1,128	169
Hanson	1,121	206
Harding	463	77
Hughes	5,702	959
Hutchinson	2,271	374

County	Yes	No
Hyde	427	79
Jackson	583	179
Jerauld	617	119
Jones	315	78
Kingsbury	1,800	300
Lake	3,568	610
Lawrence	7,865	2,230
Lincoln	18,519	3,874
Lyman	864	234
Marshall	1,274	289
McCook	1,799	359
McPherson	786	147
Meade	7,690	2,070
Mellette	394	121
Miner	667	105
Minnehaha	47,119	12,590
Moody	1,851	409
Oglala Lakota	1,059	1,058
Pennington	28,543	8,175
Perkins	917	179
Potter	770	162
Roberts	2,376	691
Sanborn	695	134
Spink	1,858	413
Stanley	1,074	201
Sully	583	99
Todd	855	762
Tripp	1,638	332
Turner	2,747	514
Union	4,454	1,020
Walworth	1,416	321
Yankton	5,710	1,458
Ziebach	379	195
Total	228,724	56,676

2022 GENERAL ELECTION

Constitutional Amendment D—Title & Explanation

Title: An initiated amendment to the South Dakota Constitution expanding Medicaid eligibility.

Attorney General Explanation:

Medicaid is a program, funded by the State and the federal government, to provide medical coverage for low-income people who are in certain designated categories. This constitutional amendment expands Medicaid eligibility in South Dakota. It requires the State to provide Medicaid benefits to any person over age 18 and under 65 whose income is at or below 133% of the federal poverty level, plus 5% of the federal poverty level for the applicable family size, as provided in federal law. For people who qualify under this amendment, the State may not impose burdens or restrictions that are greater than those imposed on any other person eligible for Medicaid benefits under South Dakota law.

The South Dakota Department of Social Services must submit to the federal government all documentation required to implement this amendment and must take all actions necessary to maximize federal funding for this expansion.

Fiscal Note: The proposed expansion of Medicaid could cover an additional 42,500 eligible individuals, with a total estimated cost over the first five years of \$1,515,214,000. For the first five years under current federal law, the state's share of expenses could be \$166,244,000 with the state recognizing additional general fund savings of \$162,473,000.

Vote "Yes" to adopt the amendment.

Vote "No" to leave the Constitution as it is.

The text of this amendment is 1 page long containing 1 section.

2022 GENERAL ELECTION
Constitutional Amendment D—Returns

County	Yes	No
Aurora	553	634
Beadle	3,048	2,678
Bennett	590	416
Bon Homme	1,208	1,275
Brookings	6,985	5,003
Brown	7,646	5,932
Brule	1,094	956
Buffalo	275	104
Butte	2,021	2,104
Campbell	279	355
Charles Mix	1,446	1,522
Clark	765	757
Clay	3,140	1,482
Codington	5,506	5,292
Corson	525	384
Custer	2,420	2,571
Davison	3,620	3,441
Day	1,325	1,135
Deuel	945	1,012
Dewey	1,072	453
Douglas	449	956
Edmunds	678	952
Fall River	1,790	1,747
Faulk	362	550
Grant	1,506	1,591
Gregory	926	1,062
Haakon	304	652
Hamlin	1,063	1,584
Hand	742	722
Hanson	711	855
Harding	218	448
Hughes	4,115	3,295
Hutchinson	1,314	1,752

County	Yes	No
Hyde	265	291
Jackson	462	437
Jerauld	434	418
Jones	199	267
Kingsbury	1,173	1,288
Lake	2,540	2,273
Lawrence	6,772	5,309
Lincoln	16,156	11,212
Lyman	740	527
Marshall	1,080	724
McCook	1,159	1,326
McPherson	555	513
Meade	5,742	5,958
Mellette	350	262
Miner	504	448
Minnehaha	46,352	26,782
Moody	1,425	1,168
Oglala Lakota	2,087	256
Pennington	25,113	19,359
Perkins	543	797
Potter	511	555
Roberts	2,000	1,468
Sanborn	483	486
Spink	1,416	1,166
Stanley	724	710
Sully	340	443
Todd	1,535	347
Tripp	1,012	1,195
Turner	1,855	1,887
Union	3,538	3,025
Walworth	937	1,041
Yankton	4,963	3,789
Ziebach	451	217
Total	192,057	149,616

2022 GENERAL ELECTION
Initiated Measure 27—Title & Explanation

Title: An initiated measure legalizing the possession, use, and distribution of marijuana.

Attorney General Explanation:

This initiated measure legalizes the possession, use, and distribution of marijuana and marijuana paraphernalia by people age 21 and older. Individuals may possess one ounce or less of marijuana. They may also distribute one ounce or less of marijuana without payment or other consideration.

Marijuana plants, and the marijuana produced from those plants, may be possessed under specific conditions. Marijuana plants may only be grown, and the marijuana from those plants may only be possessed, in counties or cities where no licensed retail marijuana store is available or where allowed by county or city ordinances.

Certain violations of the restrictions the measure places on the possession, use, and distribution of marijuana and marijuana paraphernalia are subject to various civil penalties. Individuals under age 21 can attend drug education or counseling instead of paying a civil penalty.

The measure legalizes substances considered felony-controlled substances under State law. Marijuana remains illegal under Federal law.

Judicial or legislative clarification of the measure may be necessary.

Fiscal Note: The State and counties could see a minimal decrease in expenses due to decreased incarceration for marijuana-related offenses, and the State could see marginal additional revenue in the form of new civil penalty fines.

Vote “Yes” to adopt the amendment.

Vote “No” to leave the Constitution as it is.

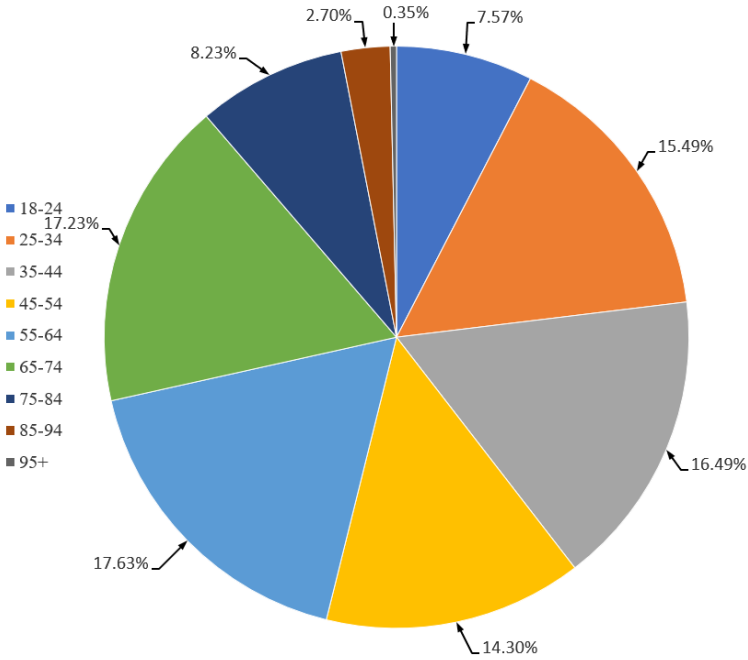
The text of this initiated measure is 3 pages long containing 6 sections.

2022 GENERAL ELECTION
Initiated Measure 27—Returns

County	Yes	No	County	Yes	No
Aurora	355	846	Hyde	171	393
Beadle	2,477	3,354	Jackson	362	555
Bennett	469	549	Jerauld	282	574
Bon Homme	921	1,599	Jones	144	328
Brookings	6,239	5,999	Kingsbury	930	1,588
Brown	6,694	7,141	Lake	2,302	2,583
Brule	794	1,297	Lawrence	5,979	6,305
Buffalo	250	140	Lincoln	13,866	14,115
Butte	1,498	2,692	Lyman	552	742
Campbell	220	430	Marshall	858	977
Charles Mix	1,024	1,986	McCook	939	1,584
Clark	518	1,056	McPherson	304	784
Clay	2,920	1,771	Meade	5,147	6,729
Codington	4,843	6,193	Mellette	295	326
Corson	438	482	Miner	377	602
Custer	2,124	2,926	Minnehaha	40,696	33,648
Davison	2,927	4,242	Moody	1,168	1,470
Day	1,069	1,418	Oglala Lakota	1,914	467
Deuel	630	1,363	Pennington	22,542	22,656
Dewey	924	616	Perkins	336	1,021
Douglas	279	1,153	Potter	381	701
Edmunds	589	1,075	Roberts	1,552	1,959
Fall River	1,629	1,965	Sanborn	359	629
Faulk	262	666	Spink	999	1,608
Grant	1,213	1,943	Stanley	628	818
Gregory	587	1,425	Sully	284	508
Haakon	176	799	Todd	1,424	472
Hamlin	784	1,929	Tripp	593	1,640
Hand	428	1,060	Turner	1,409	2,376
Hanson	477	1,111	Union	3,311	3,362
Harding	121	558	Walworth	730	1,279
Hughes	3,476	4,032	Yankton	4,196	4,669
Hutchinson	847	2,269	Ziebach	352	326
			Total	163,584	183,879

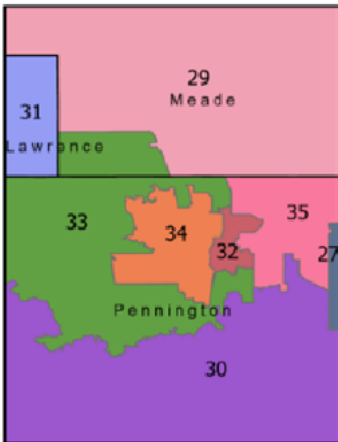
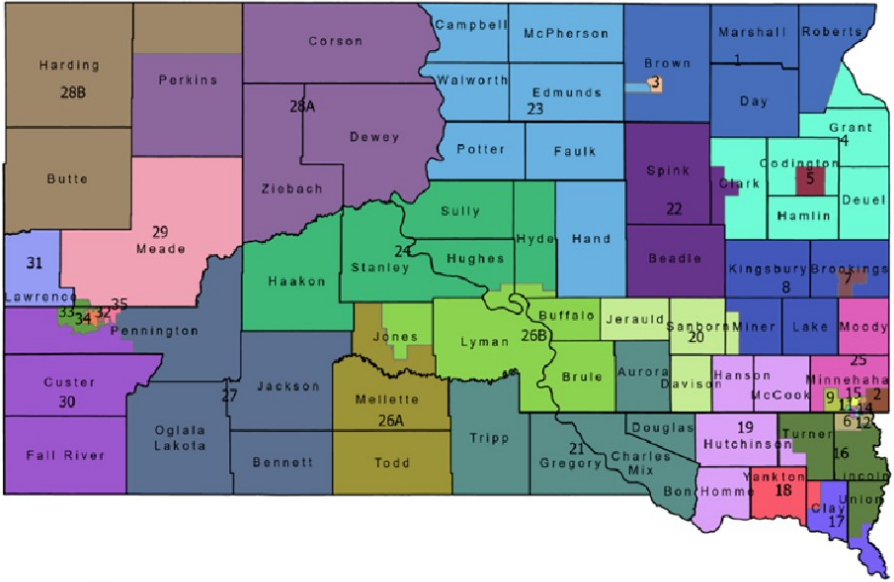
2022 GENERAL ELECTION Registered Voter Age Breakdown

Age	18-24	25-34	35-44	45-54	55-64	65-74	75-84	85-94	95+	Total
Total	45,165	92,407	98,375	85,297	105,178	102,776	49,090	16,088	2,064	596,440
Percentage	7.57%	15.49%	16.49%	14.30%	17.63%	17.23%	8.23%	2.70%	0.35%	

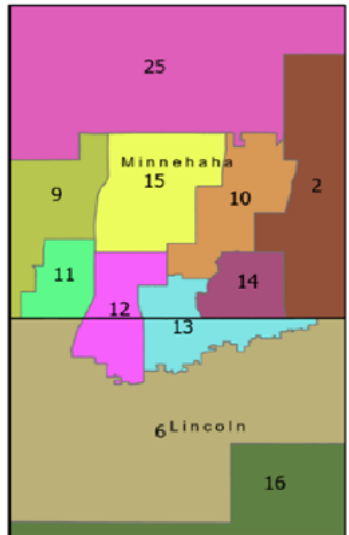


NOTE: Active voters with a valid DOB

2023 South Dakota Legislative Districts



Rapid City



Sioux Falls

South Dakota Secretary of State's office printed 250 copies at **\$3.50** per copy.